



## MASHAAL

IP  
20

### Features

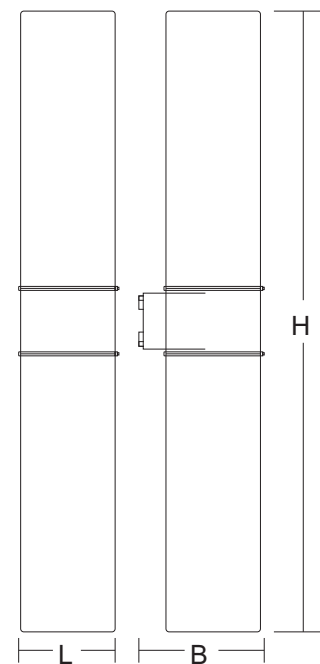
- Mounting: Wall
- Wall Bracket: Aluminium, Powder coated
- Diffuser Mounting - bayonet lock
- Best in class power LEDs
- 3 layered Opal Glass diffuser, Satin finish
- Inbuilt electronic driver
- Standard Body Colour: Silver. Other options available.

### Mechanical Features

Product Code	Size (mm) (L x B x H)	Weight (Kg)
WLMS-SM-010	81 x 120 x 280	1.5
WLMD-SM-020	80 x 120 x 500	2.0
WLMT-SM-010	480 x ø80	1.5

### Applications

- Hotels
- Restaurants
- Showrooms
- Entrance Halls
- Cinema Halls
- Luxury Homes




## MASHAAL

### Specifications

Input Voltage	: 170 V - 270 V AC
Frequency	: 50/60 Hz
Power Factor @230 VAC	: > 0.9
Colour Temperatures	: 3000 K / 4000 K / 6000 K
Colour Rendering Index	: > 80
Operating Temperature	: -20° C to 50° C
Ingress Protection	: IP20
Life Span	: 50,000 Hours
Safety Standard	: IEC 60598
EMC/ EMI Standard	: IEC61547 / EN55015
Harmonics	: IEC 61000-3-2

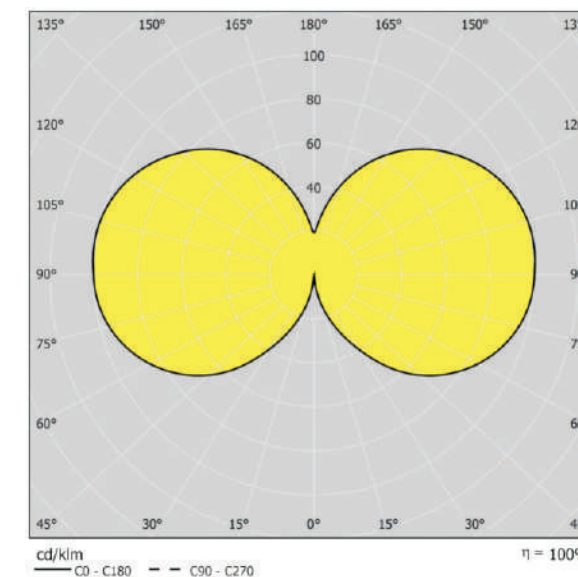
Product Code	Input Power	System Lumens
WLMS-SM-010	10 Watts	800
WLMD-SM-020	20 Watts	1600
WLMT-SM-010	10 Watts	800

Specifications subject to change



### Photometric Data

Polar Candela Distribution



For Pricing Enquiry : [sales@GoldwynLED.com](mailto:sales@GoldwynLED.com)