



MOSAIC Down Lights

Product Design Registered

IP
20

Features

- Mounting: Recessed/ Suspended/ Track
- Housing: Pressure die cast aluminium
- Bezel available in different colours
- Best in class power LEDs
- Inbuilt electronic driver
- Standard Body Colour : White. Other options available.

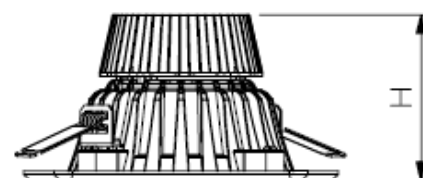
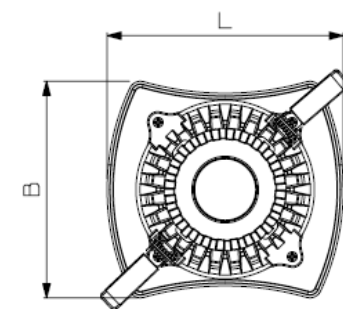
Mechanical Features

Product Name	Product Code	Size (mm) L x B x H	Cut Out (mm)	Weight (Kg.)
Mosaic Recessed	IC 38 08 - SD - R	130 x 118 x 85	∅105	0.25
	IC 38 15 - SD - R	170 x 155 x 90	∅160	0.5
	IC 38 08 - ST - R	130 x 118 x 85	∅105	0.25
	IC 38 15 - ST - R	170 x 155 x 90	∅160	0.5
Mosaic Track	IC 38 08 - SD - T	160 x 145 x 85		0.25
	IC 38 15 - SD - T	205 x 190 x 90		0.5
	IC 38 08 - ST - T	160 x 145 x 85		0.25
Mosaic Suspended	IC 38 08 - SD - S	160 x 145 x 85		0.25
	IC 38 15 - SD - S	205 x 190 x 90		0.5
	IC 38 08 - ST - S	160 x 145 x 85		0.25
	IC 38 15 - ST - S	205 x 190 x 90		0.5

For Pricing Enquiry : sales@GoldwynLED.com

Applications

- Offices
- Hotels
- Auditoriums
- Showrooms
- Classrooms
- Shoppig Malls




MOSAIC

Down Lights

Specifications

Input Voltage	: 100 V - 265 V AC
Frequency	: 50/60 Hz
Power Factor @230 VAC	: > 0.9
Colour Temperatures	: 3000 K / 4000 K / 6000K
Colour Rendering Index	: > 75
Lumen Efficacy	: up to 80 Lumen/W
Ingress Protection	: IP20
Life Span	: 50,000 Hours
Safety Standard	: IEC 60598
EMC/ EMI Standard	: IEC61547 / EN55015
Harmonics	: IEC 61000-3-2



Product Name	Product Code	Input Power	System Lumens	Feature	Dimming Range
Mosaic Recessed	IC 38 08 - SD - R	8 Watts	640	3 Step Dimming	10% / 40% / 100%
	IC 38 15 - SD - R	15 Watts	1250	3 Step Dimming	10% / 40% / 100%
	IC 38 08 - ST - R	8 Watts	640	Non Dimming	NA
	IC 38 15 - ST - R	15 Watts	1250	Non Dimming	NA
Mosaic Track	IC 38 08 - SD - T	8 Watts	640	3 Step Dimming	10% / 40% / 100%
	IC 38 15 - SD - T	15 Watts	1250	3 Step Dimming	10% / 40% / 100%
	IC 38 08 - ST - T	8 Watts	640	Non Dimming	NA
	IC 38 15 - ST - T	15 Watts	1250	Non Dimming	NA
Mosaic Suspended	IC 38 08 - SD - S	8 Watts	640	3 Step Dimming	10% / 40% / 100%
	IC 38 15 - SD - S	15 Watts	1250	3 Step Dimming	10% / 40% / 100%
	IC 38 08 - ST - S	8 Watts	450	Non Dimming	NA
	IC 38 15 - ST - S	15 Watts	1250	Non Dimming	NA

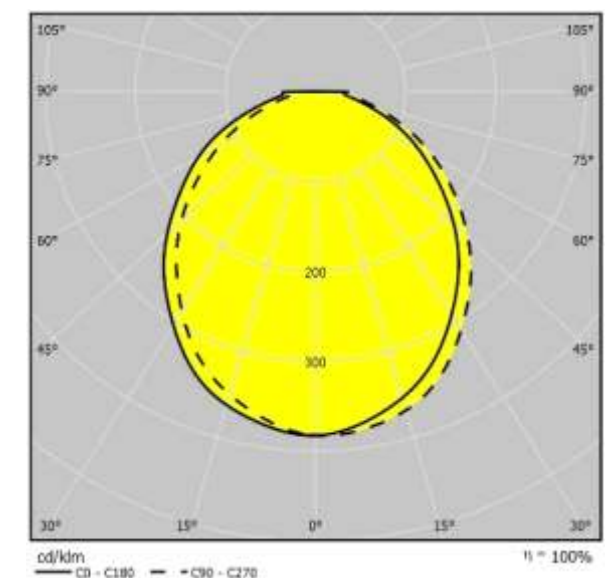
Specifications subject to change

Note:

Tracks are available in 1m and 2m Lengths. MOSAIC can be installed in Cluster and Suspended. Accessories for suspension are also available.

Photometric Data

Polar Candela Distribution



Cone Diagram for 15W IC 39 15

Distance (M)	Illuminance at a Distance	
	Center Beam LUX	Beam Width
0.83M	783 LUX	1.86 M 1.82 M
1.67M	195 LUX	3.73 M 3.64 M
2.50M	86.7 LUX	5.59 M 5.46 M
3.33M	48.7 LUX	7.45 M 7.28 M
4.17M	31.2 LUX	9.31 M 9.10 M
5.00M	21.7 LUX	11.17 M 10.92 M

■ Vert. Spread: 96.3°
■ Horiz. Spread: 95.1°